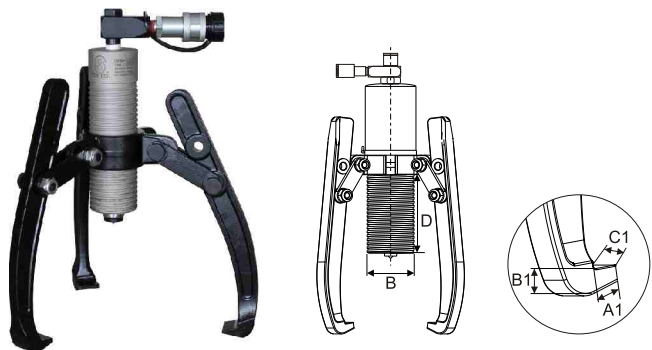


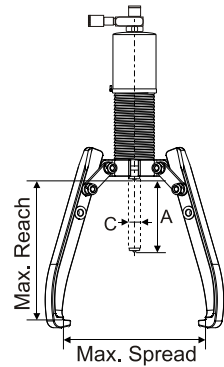
SPR 分離式液壓拉拔器

- 高強度合金鋼鍛造。
- 獨立的液壓泵浦、拉拔器本體配有安全閥及紅色警告線。
- 液壓缸硬鉻處理強化線性力。
- 中心螺帽彈簧荷重易於使用。
- 2/3爪頂部套環表面染黑，耐久及防銹。
- 熱處理合金鋼鍛造連接螺栓及染黑爪面，防銹及增加使用壽命。
- 二段行程設計，第一段藉由主體連結具較快速行程；第二段行程由液壓輸出。
- 延長桿設計，適用範圍廣。
- 材質永久保固。
- 爪部荷載額定荷載120%以上。
- 各型號均附防護罩及收納工具箱。

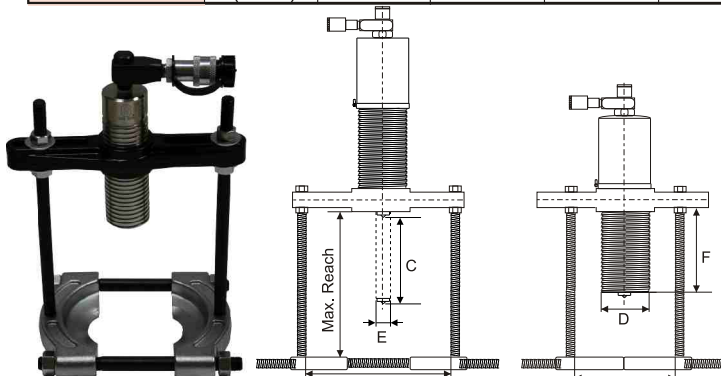


Hydraulic Pullers

- ※ Forge high strength alloy steel.
- ※ Self-contained hydraulic pump and puller body with integral safety valve and red warning line.
- ※ Chrome plated cylinder rod provides linear force.
- ※ Spring loaded live centering nut for easy job (removable).
- ※ 2/3 jaws combination puller cross head with manganous-phosphate plated for rust proof and durability.
- ※ Heat treated forged alloy steel cross bolts and jaws with manganous-phosphate plated for rust proof and long life service.
- ※ Design of two stages stroking, the first stage being as fast stroking for quickly connecting with object, and the second stage being as high hydraulic output for pulling job.
- ※ Extend plunger easy to work.
- ※ Material lifetime warranty.
- ※ 120% capacity for jaws.
- ※ All model equipment with protective net and box.

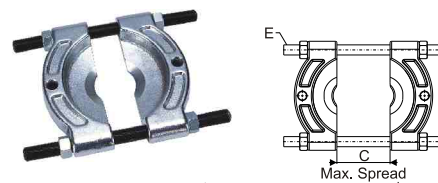


Model No. 型號	Cap. 能力 (ton kN)	Stroke 揚程 A(mm)	Eff. Area 受壓面積 (cm ²)	Max. Reach 最大爪深 (mm)	Max. Spread 最大爪距 (mm)	Tip 頂端 (mm)			Jaw Tip 爪端 (mm)			Weight 重量 (kg)
						B	C	D	A1	B1	C1	
SPR-600	6 (563)	70	8.04	245	330	45	23	91	13	10	22	5.4
SPR-800	8 (793)	85	11.34	230	350	55	26	112	11	10	25	7.4
SPR-1200	12 (1011)	85	14.45	260	375	60	28	118	14	10	29	9.5
SPR-2000	20 (1978)	111	28.26	350	520	80	40	162	20	27	33	23.0
SPR-3000	30 (2940)	111	42.00	435	550	98	50	155	20	27	38	35.3



BT 培林拔套

Universal Bearing Attachments



Model No. 型號	Spread 撐開 (mm)	Bolt 螺栓 (mm)	Wt. 重量 (kg)
BT-9000	30-50	3/8"-24T-L120mm	0.6
BT-9005	50-75	1/2"-20T-L135mm	1.5
BT-9015	75-105	5/8"-18T-L165mm	2.5
BT-9025	105-150	3/4"-16T-L275mm	5.2
BT-9035	150-200	1"-12T-L350mm	10.6

Model No. 型號	Cap. 能力 (ton kN)	Stroke 揚程 (mm)	Max. Reach 爪深 (mm)	Spread 爪距 (mm)	Tip 頂端 (mm)			Wt. 重量 (kg)	
SPR-810	8 (793)	85	270	95	220	50	25	122	11.9
SPR-1210	12 (1011)	85	381	120	290	60	28	118	20.9

適用的
培林拔套
Suitable bear
attachments

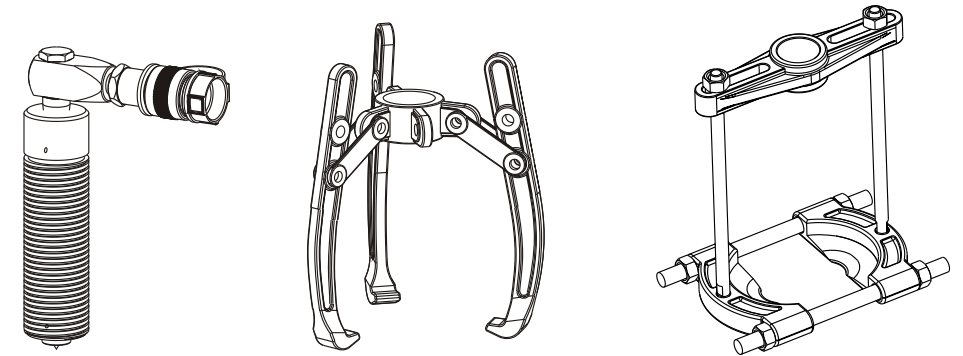
SPR 分離式液壓拉拔器-選配 Hydraulic Pullers-Optional



SPR-__00 系列
SPR-__00 Series



SPR-__10 系列
SPR-__10 Series



整體型號 Model Number	油缸組 Cylinder Model Number	爪部拉組 Jaws Assembly Model Number	培林支撐組 Bearing Assembly Model Number
SPR-600	SPR-A-600	SPR6-A-A2	
SPR-800	SPR-A-800	SPR8-A-A2	
SPR-1200	SPR-A-1200	SPR12-A-A2	
SPR-2000	SPR-A-2000	SPR20-A-A2	
SPR-3000	SPR-A-3000	SPR30-A-A2	
SPR-610	SPR-A-600		SPM-A-620
SPR-810	SPR-A-800		SPM-A-820
SPR-1210	SPR-A-1200		SPM-A-1220
SPR-820	SPR-A-800	SPR8-A-A2	SPM-A-820
SPR-1220	SPR-A-1200	SPR12-A-A2	SPM-A-1220